

Register of Pledged Movable Estate

1. Note filing to the Register

Click the link “Records in the Register with my notes of objection” on the page “User personal account” (Figure 1) to get an access to the page with a list of all pledges in the Register, in relation to which the given user has filed notes (Figure 2).

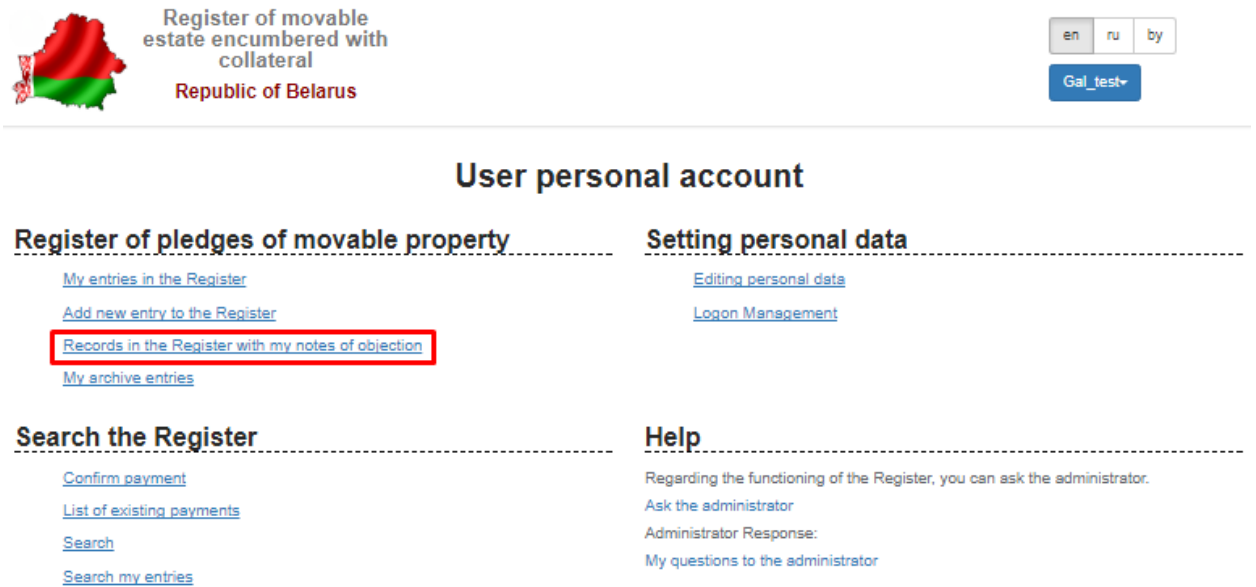


Figure 1 – Link “Records in the Register with my notes of objection”

A page will be opened with entries in the Register with notes an objection by the personal account owner (Figure 2).

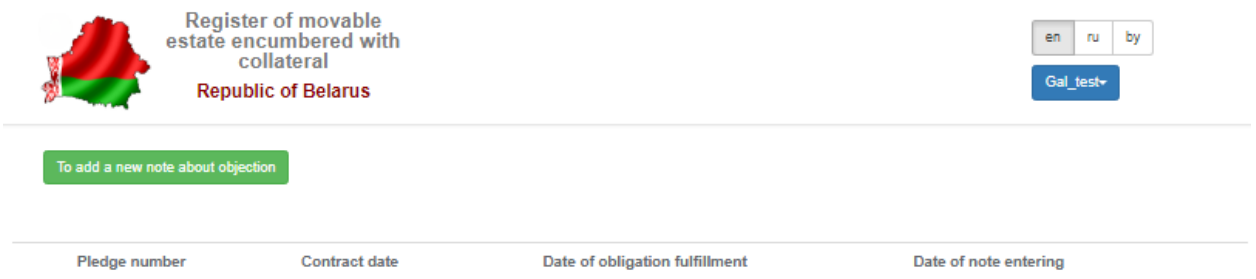


Figure 2 – The page with a list of all pledges in the Register, for which the given user has made notes

For filing a note to the Register click the button “To add a new note about objection”. A page will appear for entering pledge registration number (Figure 3).



Enter the registration number of a pledge:

Figure 3 – Page for entering a registration number for pledge

Enter the Registration No. of pledge for which a note is filed, and click the button “Search”. A page will appear with the data on pledge (Figure 4).

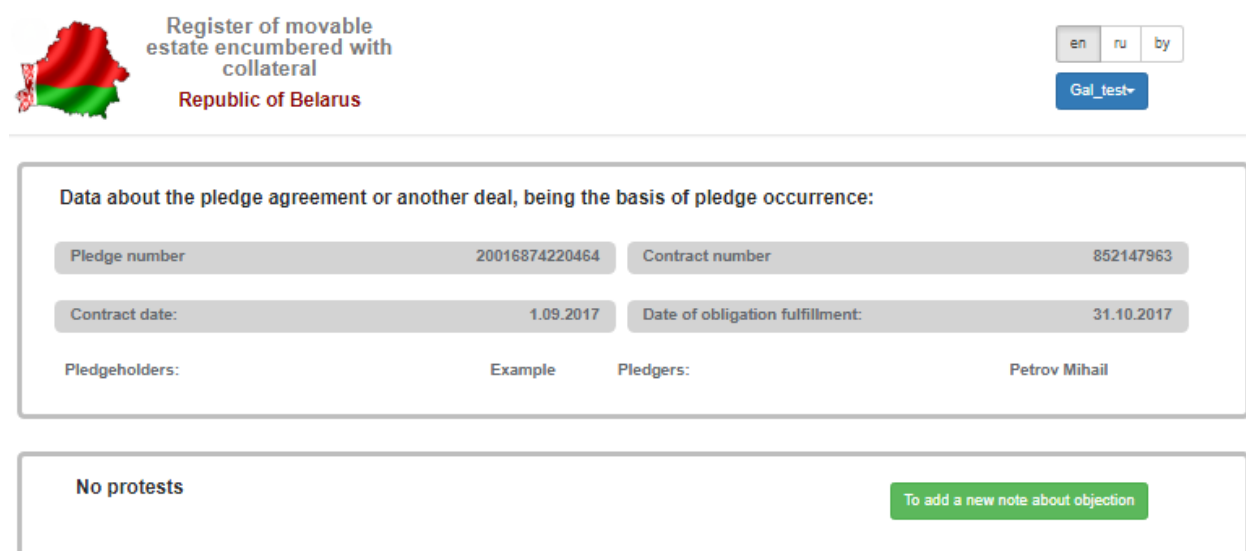


Figure 4 – The page with data on pledge

Click the button “To add a new note about objection”. The page “Creation of a new note” will appear (Figure 5).



Creation of a new note

| | | |
|---|---|----------------------|
| Local telephone network number | Mobile telephone number in the international format | Email |
| <input type="text"/> | <input type="text"/> | <input type="text"/> |
| Pledge number | | |
| <input type="text" value="20016874220464"/> | | |
| Description | | |
| <input type="text"/> | | |

Note to be saved

Figure 5 – Page “Creation of a new note”

Fill in the required fields. Enter the objection text to the fields “Description”. Click the button “Note to be saved”. A page will appear with data on pledge and entered note (Figure 6).



Data about the pledge agreement or another deal, being the basis of pledge occurrence:

| | | | |
|----------------|----------------|---------------------------------|---------------|
| Pledge number | 20016874220464 | Contract number | 852147963 |
| Contract date: | 1.09.2017 | Date of obligation fulfillment: | 31.10.2017 |
| Pledgeholders: | Example | Pledgers: | Petrov Mihail |

Notes To add a new note about objection

| User | Text of objection | Date of note entering | Client type | Identity document | Identification document number | TIN (UNP) | |
|----------|--|-----------------------|-------------|-------------------|--------------------------------|-----------|--------|
| Test Gal | Year of manufacture is incorrect. Correct it, please | 2.10.2017 | Legal body | | | 987654321 | Delete |

Figure 6 – Page with data on pledge and entered note

2. Note removal from the Register

Follow the link “Records in the Register with my notes of objection” (Figure 1) for getting an access to the page with the list of all pledges in the Register, for which this user has entered notes (Figure 2). A page will appear with entries in the Register with notes on objection by the personal account owner (Figure 7).



Register of movable
estate encumbered with
collateral
Republic of Belarus

en ru by

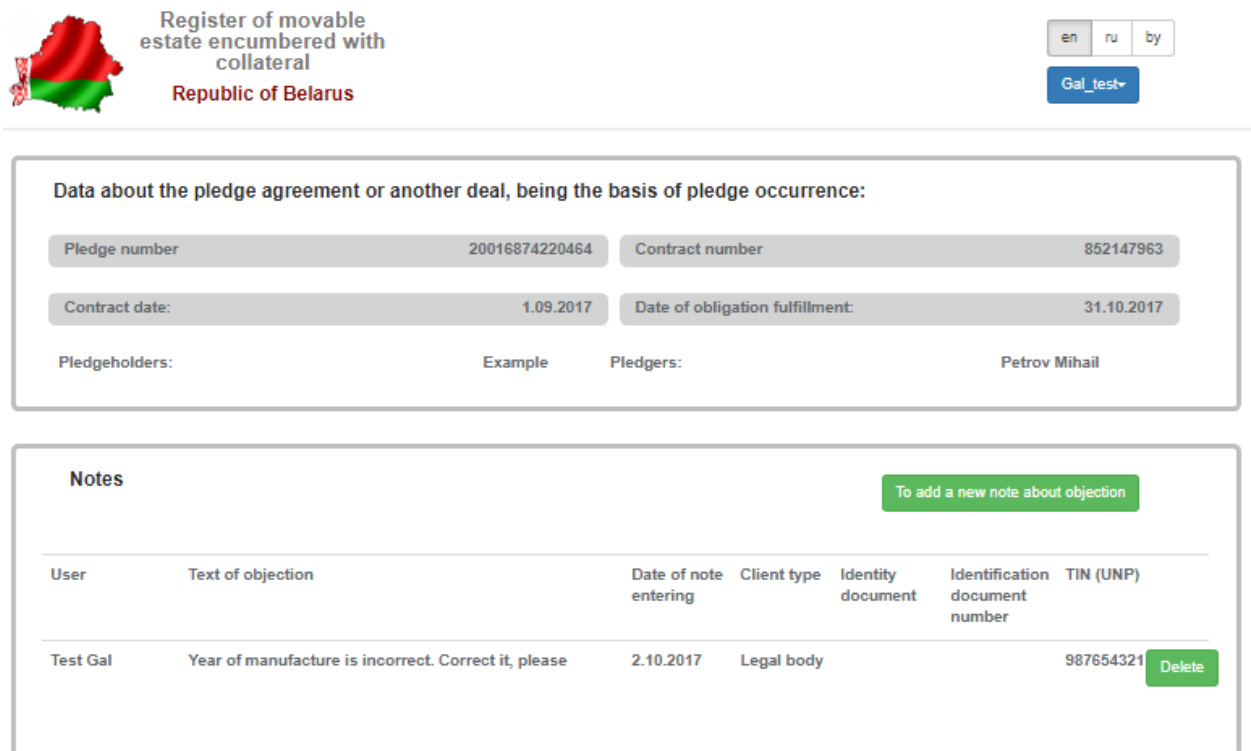
Gal_test

To add a new note about objection

| Pledge number | Contract date | Date of obligation fulfillment | Date of note entering | |
|----------------|---------------|--------------------------------|-----------------------|-------------------------|
| 20016874220464 | 1.09.2017 | 31.10.2017 | 2.10.2017 | Details |

Figure 7 – Page with entries in the Register with notes on objection by the personal account owner

Click on “Details” for the pledge, for which the note was made, which should be excluded from the Register. A page will appear with the data of pledge and entered notes (Figure 8).



Register of movable estate encumbered with collateral
Republic of Belarus

en ru by
Gal_test

Data about the pledge agreement or another deal, being the basis of pledge occurrence:

Pledge number: 20016874220464 Contract number: 852147963

Contract date: 1.09.2017 Date of obligation fulfillment: 31.10.2017

Pledgeholders: Example Pledgers: Petrov Mihail

Notes

To add a new note about objection

| User | Text of objection | Date of note entering | Client type | Identity document | Identification document number | TIN (UNP) | |
|----------|--|-----------------------|-------------|-------------------|--------------------------------|-----------|--------|
| Test Gal | Year of manufacture is incorrect. Correct it, please | 2.10.2017 | Legal body | | | 987654321 | Delete |

Figure 8 – Page with data on pledge and entered notes

Click the button “Delete” corresponding to the note, which should be deleted from the Register. The note will be deleted from the Register. The information related to the note will disappear from the page with data on pledge (Figure 9).



Data about the pledge agreement or another deal, being the basis of pledge occurrence:

| | | | |
|----------------|----------------|---------------------------------|---------------|
| Pledge number | 20016874220464 | Contract number | 852147963 |
| Contract date: | 1.09.2017 | Date of obligation fulfillment: | 31.10.2017 |
| Pledgeholders: | Example | Pledgers: | Petrov Mihail |

No protests

To add a new note about objection

Figure 9 – Page with the data on pledge and with entered notes